

MONTHLY MEMBERSHIP PROGRESS REPORT

District 2 X2

Results as of: 7/31/2024

GMT:

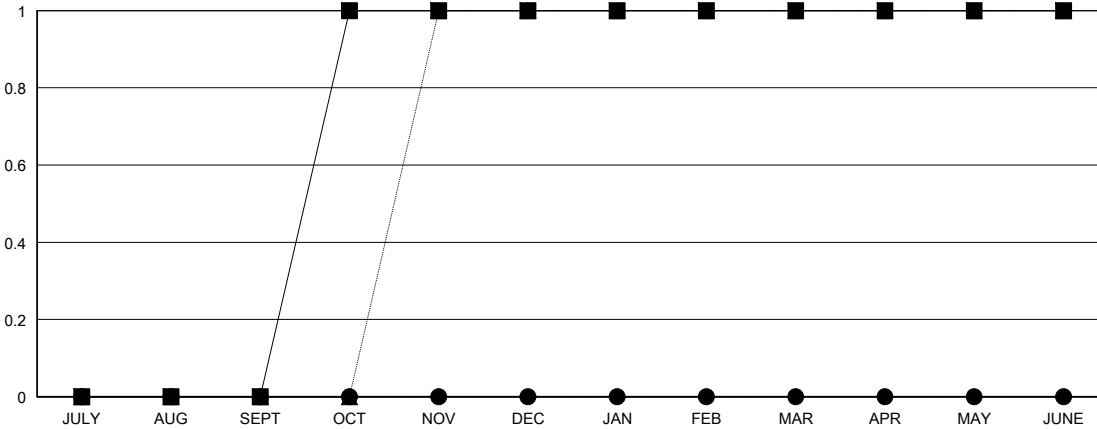
LOCATION TEXAS

GMT CA

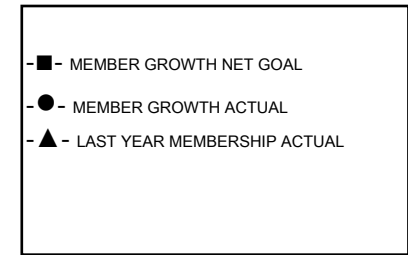
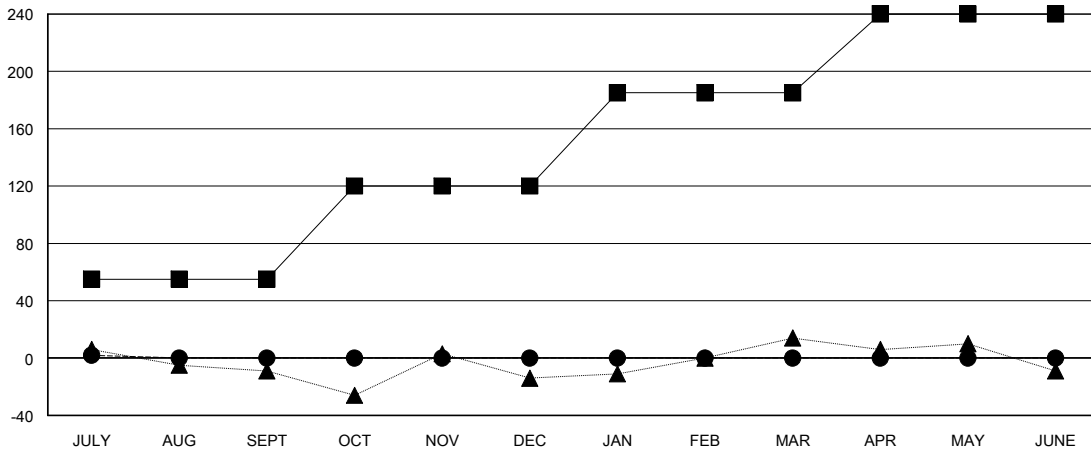
Clubs			
RESULTS FOR 2024-2025			
QUARTER	NEW CLUB GOAL	NEW CLUBS	DROPPED CLUBS
JULY/AUG/SEPT	0	0	0
OCT/NOV/DEC	1	0	0
JAN/FEB/MAR	0	0	0
APR/MAY/JUNE	0	0	0

Members			
RESULTS FOR 2024-2025			
QUARTER	MEMBER GROWTH NET GOAL	MEMBER GROWTH ACTUAL	DROPPED MEMBERS ACTUAL (including transfers)
JULY/AUG/SEPT	55	9	6
OCT/NOV/DEC	65	0	0
JAN/FEB/MAR	65	0	0
APR/MAY/JUNE	55	0	0

GOALS AND ACTUAL NEW CLUBS CUMULATIVE



GOALS AND ACTUAL MEMBERS CUMULATIVE



DROPPED CLUBS: 0	7 CLUBS OF 33 ADDED 1 OR MORE NEW MEMBERS	GENDER DISTRIBUTION MALE 542 (57.97%) FEMALE 393 (42.03%)
DROPPED MEMBERS DECEASED 1 CLUB CANCELLED 0 OTHER 5 TOTAL 6	CLICK HERE FOR CUMULATIVE MEMBERSHIP DATA	TOTAL FAMILY UNIT MEMBERS 137 FAMILY MEMBERS PAYING HALF DUES 70